

SE 3XA3: SRS  
Gifitti

Team #2, Gifitti  
Nicolai Kozel kozeln  
Pavle Arezina arezinp  
Student 3 name and macid

October 6, 2016

# Contents

<b>1</b>	<b>Project Drivers</b>	<b>1</b>
1.1	The Purpose of the Project . . . . .	1
1.2	The Stakeholders . . . . .	1
1.2.1	The Client . . . . .	1
1.2.2	The Customers . . . . .	1
1.2.3	Other Stakeholders . . . . .	1
1.3	Mandated Constraints . . . . .	1
1.4	Naming Conventions and Terminology . . . . .	2
1.5	Relevant Facts and Assumptions . . . . .	2
<b>2</b>	<b>Functional Requirements</b>	<b>3</b>
2.1	The Scope of the Work and the Product . . . . .	3
2.1.1	The Context of the Work . . . . .	3
2.1.2	Work Partitioning . . . . .	3
2.1.3	Individual Product Use Cases . . . . .	3
2.2	Functional Requirements . . . . .	3
<b>3</b>	<b>Non-functional Requirements</b>	<b>5</b>
3.1	Look and Feel Requirements . . . . .	5
3.2	Usability and Humanity Requirements . . . . .	5
3.3	Performance Requirements . . . . .	6
3.3.1	Speed . . . . .	6
3.3.2	Precision . . . . .	6
3.3.3	ReliabilityAvailability . . . . .	7
3.3.4	Capacity . . . . .	7
3.3.5	Safety Critical . . . . .	7
3.4	Operational and Environmental Requirements . . . . .	7
3.4.1	Expected Physical . . . . .	7
3.4.2	Expected Technical . . . . .	7
3.4.3	Partner Applications . . . . .	8
3.5	Maintainability and Support Requirements . . . . .	8
3.6	Security Requirements . . . . .	8
3.7	Cultural Requirements . . . . .	8
3.8	Legal Requirements . . . . .	8
3.9	Health and Safety Requirements . . . . .	9

<b>4</b>	<b>Project Issues</b>	<b>9</b>
4.1	Open Issues . . . . .	9
4.2	Off-the-Shelf Solutions . . . . .	9
4.3	New Problems . . . . .	9
4.4	Tasks . . . . .	10
4.5	Migration to the New Product . . . . .	10
4.6	Risks . . . . .	10
4.7	Costs . . . . .	10
4.8	User Documentation and Training . . . . .	10
4.9	Waiting Room . . . . .	10
4.10	Ideas for Solutions . . . . .	11
<b>5</b>	<b>Appendix</b>	<b>12</b>
5.1	Research Articles . . . . .	12
5.2	Symbolic Parameters . . . . .	12

## List of Tables

<b>1</b>	<b>Revision History</b> . . . . .	<b>ii</b>
----------	-----------------------------------	-----------

## List of Figures

<b>1</b>	<b>UML Use Case Diagram</b> . . . . .	<b>4</b>
<b>2</b>	<b>Example of UI design</b> . . . . .	<b>6</b>
<b>3</b>	<b>Example of User Guide</b> . . . . .	<b>11</b>

Table 1: **Revision History**

Date	Version	Notes
October 4	1.0	Adding non-functional and functional requirements.
October 5	1.1	Adding Project Drivers and Issues
October 6	1.2	Proof read and added Ideas for Solutions
October 6	1.3	Adding information to appendix.

This document describes the requirements for 'Gifitti', gif viewer and frame extractor. The template for the Software Requirements Specification (SRS) is a subset of the Volere template (Robertson and Robertson, 2012).

# **1 Project Drivers**

## **1.1 The Purpose of the Project**

The creation and manipulation of GIFs has always been a complicated process and has prevented the general public from participating in the creation of GIFs. Gifitti removes the barrier of entry to the creation and manipulation of GIFs.

## **1.2 The Stakeholders**

### **1.2.1 The Client**

The client for this product is Professor Spencer Smith.

### **1.2.2 The Customers**

The general public require a tool to manipulate GIFs, both for personal use, or for publishing to social media such as Facebook or Reddit. This set of stakeholders is composed of individuals with a wide variety of ages and technical skills.

### **1.2.3 Other Stakeholders**

Another group of stakeholders are game designers who can also utilize this tool to create sprite spreadsheets for their own projects in a streamlined way. Furthermore, graphic designers who are skilled in manipulating GIFs but want to create a product quickly, can utilize this tool to produce high quality GIFs.

## **1.3 Mandated Constraints**

The only constraint to the project is that Gifitti does not implement the feature of taking screen shots of the user's computer. This constraint was

imposed by the client, Spencer Smith. The only other constraint worth mentioning is that the cost should be \$0. Otherwise, the project is not constrained in any manner. It has been left up to the developers to create Giffiti in any way they choose.

## **1.4 Naming Conventions and Terminology**

1. GIF-Graphic Interchange Format; A file type similiar to a video (without audio) and high compression.
2. Sprite Spreadsheet- A single image that contains all the frames of a simple animation.
3. Framerate - The speed the GIF is played at in the playback window.
4. Windows - Common desktop and laptop operating system.
5. Playback - The window that plays the GIF the user loaded into the program.
6. Manipulation - Any changes made to the GIF are considered manipulations. This includes framerate, length, and any other changes.

## **1.5 Relevant Facts and Assumptions**

There are several assumptions and facts that are necessary for this project to be completed. For example, Gifitti will only run on the Windows operating system since it is being developed through C#. Additionally, the only devices able to run Gifitti will be computers, laptops, and ultrabooks. The users of this project can be of any age as long as they understand basic computer tasks such as downloading a file, opening a file in a program, and can recognize different file formats.

## **2 Functional Requirements**

### **2.1 The Scope of the Work and the Product**

#### **2.1.1 The Context of the Work**

The context of the application is that it will be executed on a windows machine, the machine itself can not be harmed by execution of the application. The developers must be able to understand image manipulation on a software level to tackle many of the problems at hand.

#### **2.1.2 Work Partitioning**

For all work partitioning refer to the Gantt Chart.

#### **2.1.3 Individual Product Use Cases**

The following image is the Use Case representation of Gifitti using UML.

### **2.2 Functional Requirements**

1. The user is able to open a GIF from a specified location.
2. The user is able to save a GIF to a specified location.
3. The user can save a GIF to the current location of an opened GIF.
4. The user can specify the saved name of the GIF.
5. The user can specify to export a GIF as a sprite spreadsheet, to a specified location.
6. A Command must exist to allow the GIF to be played, this command only works if the GIF is stopped.
7. A Command must exist to allow the GIF to be stopped, this command only works if the GIF is playing.
8. The user is given control over the stop and start commands.
9. A range of frames may be specified and extracted as another GIF image.

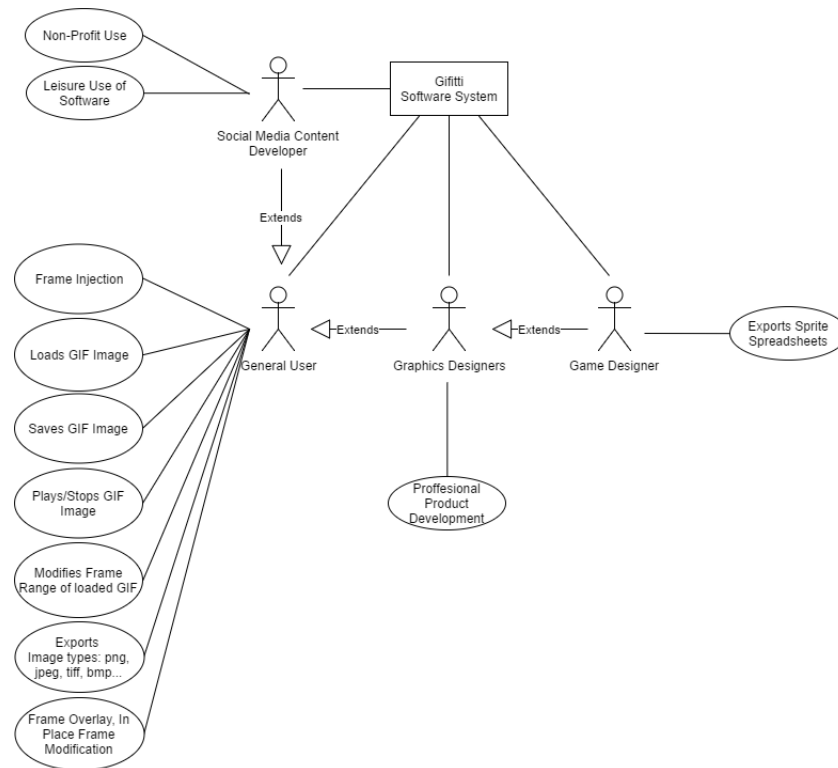


Figure 1: UML Use Case Diagram

10. Any GIF or specified range of frames in a GIF can be exported as a series of frames.
11. Series of frames may be PNG, JPEG, BMP, TIFF, or any other standard image format.
12. The system must ensure the all files read in is of a proper format.
13. The system can set the playback speed of GIFs.
14. Users have the ability to reset the GIF to what was originally loaded.
15. The system must be integrated with a help context available to the user.
16. The system is to allow for frame injection into the GIF.

17. For frames added to a GIF not of the proper size, the GIF is either scaled to fit, or the frame is scaled to fit.
18. Frame modification should be able to be done in place on the application.
19. Frame modification allows users to draw on or place images on existing frames.
20. All modifications can be placed on adjacent frames on user request.

## **3 Non-functional Requirements**

### **3.1 Look and Feel Requirements**

1. The application will not have any background music.
2. In the event of a user error, such as importing an invalid file type, an error sound should play to help indicate an error.
3. When files have finished saving, an affirmative ding noise should play to help notify the user the action has completed successfully.
4. The form window should have a large enough display (relative to the screen and resolution it is being displayed on) such any imported gif is viewable without squinting or having to lean in close to the display.
5. The gif playback should be at the maximum frame rate encoded in the gif so that it appears as a smooth playback.
6. The majority of the UI elements and buttons should be responsive and single click.
7. The design of the UI should extend on the current design of 'Gif Viewer' [Figure 2]

### **3.2 Usability and Humanity Requirements**

1. The program should be easy to use by people older than 10 years old. This can be verified by seeing if a group of test users can manage to export a frame from a gif given simple oral or visual instructions.






Figure 2: Example of UI design

2. Experienced users should be able to navigate the program's UI and export frames within under a minute
3. The program should be designed to force a linear workflow to export GIFS. (I.e Load file, manipulate file, save file)

### 3.3 Performance Requirements

#### 3.3.1 Speed

1. When exporting a reasonable number of frames (magnitude of 100s), the operation should take no longer than 10 seconds.
2. All other UI elements should load within 3 seconds (or at least as fast as the current competitor Program 'Gif Viewer' benchmarked on system with Intel i5 3GHz, GTX 940, 8 GB RAM)

#### 3.3.2 Precision

1. The application should export only and exactly the frames from the GIF that the user specifies.

2. The normal (or initial) play speed of a GIF when loaded shall be determined from the encoded information within the GIF.

### **3.3.3 ReliabilityAvailability**

1. The program should be available 247, 365 days a year (or 366) because it does not rely on a server or internet connection.
2. Normal operation of the program, such as trying to import an invalid file type, should not cause it to crash or exit.

### **3.3.4 Capacity**

1. The product only needs to be able to accommodate a single user at a time since it is run and hosted on each user's local machine.

### **3.3.5 Safety Critical**

1. When saving frames from a GIF, these saved files should not overwrite existing files without prompting the user first.
2. Additionally, the remaining disk space must be checked before saving the frames to ensure we do not run out of room while saving.
3. In the event there is not enough room, the user shall be asked to choose a different location or free up memory space.

## **3.4 Operational and Environmental Requirements**

### **3.4.1 Expected Physical**

1. The product is expected to be used by a single person sitting down at a desktop or on a laptop in a climate controlled building.

### **3.4.2 Expected Technical**

1. The software is expected to run on a desktop or laptop computer running Windows 7 or higher. Linux and Mac versions will not be available until '.NET' applications are ported to these OS.

### **3.4.3 Partner Applications**

1. The product will utilize some third party extension to enable the ability to work with GIF's within C#. This extension will be decided upon before coding begins. The proposed solution is the same extension that the competitor, 'Gif Viewer' currently uses.

## **3.5 Maintainability and Support Requirements**

1. Maintenance of this product will be provided through new versions (manually downloaded) that users will have to download and re-install to gain access to new features and bug fixes.
2. Support for this product will be provided to users via a FAQ section in a help menu and through a help email that will be set up once the program is finished.

## **3.6 Security Requirements**

1. There are no security requirements for this program because there are no security issues with this application.

## **3.7 Cultural Requirements**

1. The program shall not display or use any vulgar or obscene text, images, or media that will offend those in the countries that download it. However, this does not include content loaded by the user (I.e the GIFS they are trying to manipulate). The GIFs loaded by the user should not be filtered in any way. Any offensive images displayed through the program are the user's own doing.

## **3.8 Legal Requirements**

1. Since the software is a redesign of 'Gif Viewer', it must comply with all [GPLv3.0 license conditions](#).

### **3.9 Health and Safety Requirements**

1. There are no health and safety requirements for this program because there are no issues that apply to this application.

## **4 Project Issues**

### **4.1 Open Issues**

We are currently unsure on what third party API will be utilized to manipulate the GIFs in a more advanced method. Furthermore, the group is unsure of all the file types Giffiti will support in the final iteration of the project. This decision is dependant on the difficulty of implementing the tools necessary to convert the files from one form to the other. The final design of the user interface and how the features will be displayed to the user, still needs to be decided. A meeting should be held by the end of October 2016 to review possible design ideas.

### **4.2 Off-the-Shelf Solutions**

There are multiple GIF editors available to the general public. Several editors are online versions that can be accessed through web browsers while others include software tools that encompass GIF editing such as ShareX. Photoshop is another image manipulator that can be utilized in editing GIFS. Due to the multiple software tools that allow GIF manipulation, there are components that can be referenced to aid in the creation of Giffiti. Certain ideas from the online GIF editors can be incorporated into Giffiti to give the same functionality as the online editors but with a more streamlined experience.

### **4.3 New Problems**

The implementation of Giffiti will be self contained and will not create any problems in the environment that it will be implemented in. Existing stakeholders who regularly use GIF editors will not experience any adverse effect by Giffiti. However, those who are very experienced and often create complex manipulations of GIFs will respond negatively to the product due to the less complex tools available. Currently, Giffiti will only be implemented

in the Windows operating system and will only be supported on computers, not mobile devices.

#### **4.4 Tasks**

#### **4.5 Migration to the New Product**

#### **4.6 Risks**

#### **4.7 Costs**

This project is being developed by a group of students for McMaster's 3XA3 course and has zero cost except for time. This is also a mandated constraint. Each group member's time has been allocated in the Gantt chart's resources section and should be referred to for any concerns relating to the cost of the project.

#### **4.8 User Documentation and Training**

A very simple user guide will be provided within the program under a 'Help' menu. This user guide will be a short series of images and text descriptions showing how to load a GIF, select a playback speed, select a subset of frames, and export these frames to a desired location on the user's PC. It will follow a format similar to below. [Figure 3] This user guide will be completed by a developer once the application is finished. This document will be updated to include the user guide when it is completed.

#### **4.9 Waiting Room**

The below requirements may not be included in the initial release of the product but may be implemented further in the development process. They are listed here so that the ideas are organized and not lost.

1. The program must allow users to record a short 10 second clip of their screen and directly convert it to a GIF format.
2. The program will allow users to sign in through Facebook or Twitter and directly upload and share the manipulated GIF.




Figure 3: Example of User Guide

3. The application must allow users to add filters, image overlays, or text to GIFS.
4. The application must be able to export the file as a animated GIF instead of a sequence of images.

#### 4.10 Ideas for Solutions

1. For a intuitive UI design, see [here](#).
2. For better functionality of the UI, see [here](#).
3. For image manipulation in a C# library, see [here](#).
4. For file converting, see [here](#).

## References

James Robertson and Suzanne Robertson. *Volere Requirements Specification Template*. Atlantic Systems Guild Limited, 16 edition, 2012.

## 5 Appendix

The appendix for this document contains any other relevant information to the project. This section will continue to expand as the project progresses.

### 5.1 Research Articles

These sample articles illustrate why there is a need for products like Gifitti. GIFS are used all across the internet and on all sorts of websites. They enrich the user experience and encourage them to share their content. It has gone so far that Google has implemented a seperate GIF filter to help search for animated images related to certain keywords. These animated images have been around for 25 years, and are not going anywhere soon.

1. [The Rise of The Animated GIF](#)
2. [GIFs, The Language of The Web: Their History, Culture, and Future](#)

### 5.2 Symbolic Parameters

The definition of the requirements will likely call for SYMBOLIC\_CONSTANTS. Their values are defined in this section for easy maintenance.