

CAS 741, CES 741 (Development of Scientific Computing Software)

Fall 2019

01 Introduction

Dr. Spencer Smith

Faculty of Engineering, McMaster University

September 10, 2020



Introduction to CAS 741 (CES 741)

- Scholar Strike
- Administrative details
- Brief overview of course
- Introductions
- Course outline

Scholar Strike

- Scholar Strike
- One small step for improvement is to watch for unconscious bias
- Does anyone have any comments they wish to share?

Administrative Details

- Lectures: Mon (11:30 – 1:00) and Thurs (2:30 – 4:00)
- Avenue for grade tracking (<http://avenue.mcmaster.ca/>)
 - ▶ Please put a picture on your profile
 - ▶ Click arrow beside Announcements, select Notifications
- We'll also use git on GitLab for the course material
 - ▶ <https://gitlab.cas.mcmaster.ca/>
 - ▶ Create your account by logging in, option to set CAS password to MacID password
 - ▶ Course material and issue tracking at:
<https://gitlab.cas.mcmaster.ca/smiths/cas741> (public)
 - ▶ Publication resources available at:
<https://gitlab.cas.mcmaster.ca/smiths/pub> (CAS)
- Your projects will be hosted on GitHub
 - ▶ <https://github.com/>
 - ▶ Create an account, if you do not already have one
 - ▶ Give the instructor (me) master access to your repo

Overview of the Course

- Application of software engineering methodologies to improve the quality of scientific computing (or research) software
- What is the definition of scientific computing?
- What are some examples of scientific computing and scientific computing software?
- What is the definition of software engineering?
- What are some techniques, tools and principles for software engineering?

Scientific Computing (SC)

- Scientific computation consists of using computer tools to simulate mathematical models of real world systems so that we can better understand and predict the system's behaviour.
- Examples
 - ▶ Temperature of fuel-pin in nuclear reactor
 - ▶ Flow of pollutant in groundwater
 - ▶ Displacement of a structure
 - ▶ Thickness of cast film
 - ▶ Temperature of water in a solar water heating tank over time
 - ▶ Ordinary Differential Equation solver
 - ▶ Root finding solver etc.
- Includes analysis, design and “exploration”

Software Engineering (SE)

- SE is an area of engineering that deals with the development of software systems that
 - ▶ Are large or complex
 - ▶ Exist in multiple versions
 - ▶ Exist for large period of time
 - ▶ Are continuously being modified
 - ▶ Are built by teams
- SE is “application of a systematic, disciplined, quantifiable approach to the development, operation and maintenance of software” (IEEE 1990)
- D. Parnas (1978) defines SE as “multi-person construction of multi-version software”
- Like other areas of engineering, SE relies heavily on mathematical techniques (logic and discrete math)
- SE might be applied to SC for software certification

SE Tools, Techniques and Principles

- Tools
 - ▶ Programming languages
 - ▶ Version control software (git, svn, etc)
 - ▶ Debugger
 - ▶ Profiler
 - ▶ ...
- Techniques
 - ▶ Documentation
 - ▶ Testing
 - ▶ Program families
 - ▶ Code generation
 - ▶ ...
- Principles
 - ▶ Information hiding
 - ▶ Least privilege
 - ▶ ...

Instructor

- Instructor
 - ▶ Dr. Spencer Smith (smiths@mcmaster.ca)
 - ▶ ITB/167 (when campus opens)
 - ▶ Feel free to make an appointment
 - ▶ Use instructor's [schedule](#)

Introduction: Dr. Spencer Smith

- Associate Professor, Department of Computing and Software.
- B.Eng.C.S, Civil Engineering Department, McMaster University.
M.Eng., Ph.D., Civil Engineering Department, McMaster University.
- P.Eng. (Licensed Professional Engineer in Ontario).
- **Teaching:** Software design, scientific computing, introduction to computing, communication skills, software project management.
- **Research:** Application of software engineering methodologies to improve the quality of scientific computing software.

Introductions

- Your name
- Degree program, supervisor's name
- Academic background
- Experience with:
 - ▶ Science (such as physics)
 - ▶ Scientific computing
 - ▶ Continuous math
 - ▶ Discrete math
 - ▶ Software engineering
 - ▶ Software development technology
 - ▶ Git (GitHub or GitLab)
 - ▶ LaTeX
 - ▶ Make etc.
 - ▶ Your preferred OS
- What do you hope to get out of this course?

Course Introduction

- Calendar description
 - ▶ Principles of software development for reliable and sustainable scientific and engineering software
 - ▶ Systematic process for development and documentation of
 - ▶ Requirements
 - ▶ System architecture
 - ▶ Detailed design
 - ▶ Implementation
 - ▶ Verification and Validation Plan
 - ▶ Verification and Validation Report

Course Project

- Select a candidate SC problem
 - ▶ Requires approval from instructor
 - ▶ Will accommodate your interests as much as feasible
 - ▶ Select a project related to your research
 - ▶ Scope needs to be feasible within one term
- Milestones (Traditional)
 1. Software Requirements Specification (SRS)
 2. Module Guide (MG)
 3. Module Interface Specification (MIS)
 4. Implementation (and appropriate programming language)
 5. VnV Plan
 6. VnV Report
- Deliverables can potentially be modified to provide project flexibility

“Drasil” Milestones

- Drasil is used to capture knowledge and generate documentation and code
 1. Software Requirements Specification (SRS) draft, as for manual
 2. SRS Generated by Drasil
 3. Drasil design choices and explanation
 4. Code generation (Drasil supported language, or languages)
 5. VnV Plan (manually produced)
 6. VnV Report (manually produced)
- No grade advantage for one approach over the other
- Can switch from Drasil to traditional

Project Selection: Desired Qualities

- Related to scientific computing
- Simple, but not trivial
- If feasible, select a project related to your research
- Possibly re-implement existing software
- Each student project needs to be unique
- Possibly a specific physical problem
- Possibly a (family of) general purpose tool(s)
- Some examples follow, the links are just places to get started

Project Selection (Traditional): Specific Physical Problem

- Heated rod
- Heated plate
- Double pendulum
- Rigid body dynamics
- Column buckling
- Damped harmonic oscillator
- Stoichiometric calculations (chemical balance)
- Predator prey dynamics
- Imaging: filters, edge detection etc.
- Medical Imaging
- etc.

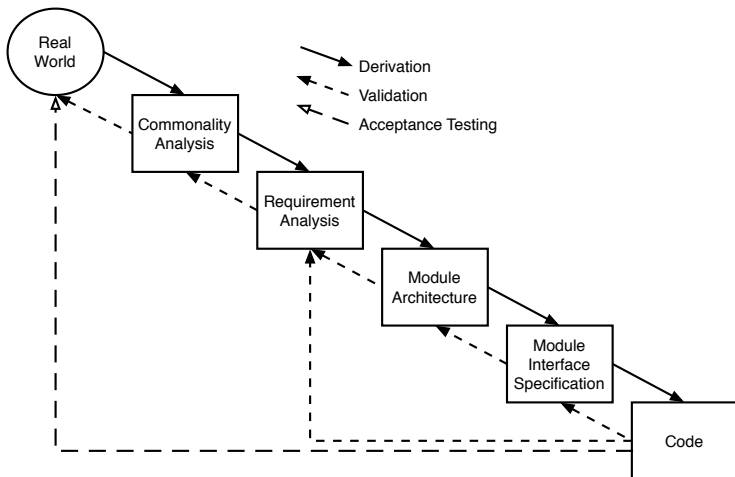
Project Selection (Traditional): General Purpose Tools

- Solution of ODEs
- Solution of $Ax = b$
- Regression
- Interpolation
- Numerical integration
- FFT
- Mesh generation
- Finite element method
- Any chapter from a standard numerical methods textbook
- etc.
- The tool shouldn't be too simple

Project Selection (Drasil): Specific Physical Problems

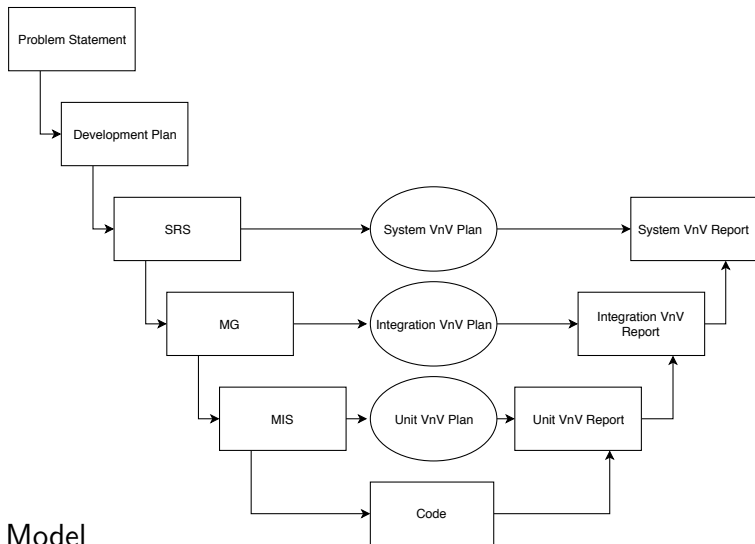
- Set of explicit equations with the variables of interest isolated on one side of the equation (like [GlassBR](#), or [Projectile](#))
- First order Initial value problem (like [NoPCM](#))
- Examples
 - ▶ Cooling of a uniform temperature body over time
 - ▶ Charging or discharging of a capacitor
 - ▶ Flow into a reservoir
 - ▶ Population growth
 - ▶ Blood alcohol level over time
 - ▶ [Some potential problems](#)
 - ▶ Worked example in a physics or chemistry textbook, using equations, like solving for the forces in a statically indeterminate structure

“Faked” Rational Design Process



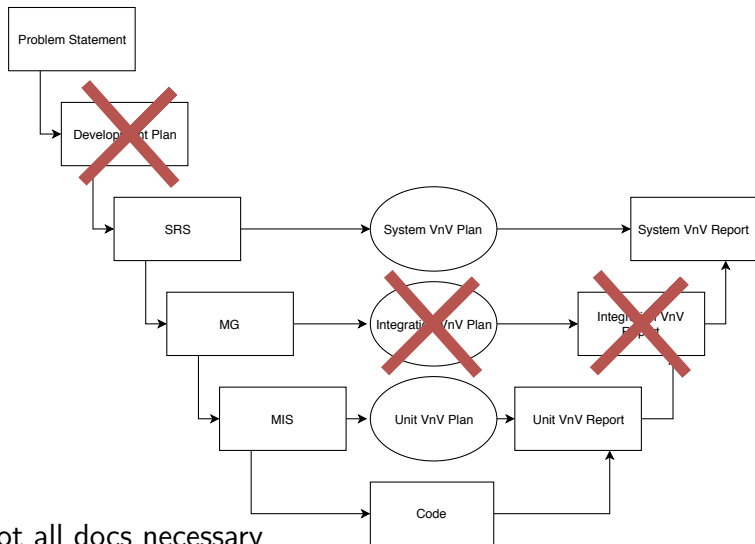
See Parnas and Clements 1986 about “Faking It”

Our “Faked” Process



V Model

Our Deliverables



Not all docs necessary

Course Structure

- Student and instructor presentations
- Classroom discussions
- Will present a subset of your documentation for in-class feedback
- Will do a proof of concept demonstration early in the term
- Structure from our documentation
- Use GitHub issue tracker for feedback from other students

Grade Assessment

- (Traditional and Drasil) Presentations and class discussion 5%
- (Traditional and Drasil) “Domain Expert” and secondary reviewer roles 10%
- (Traditional and Drasil) Problem Statement, Risk, Proof of Concept (POC) Plan 0%
- (Traditional and Drasil) System Requirements Specification (SRS) 15%
- (Traditional and Drasil) System Verification and Validation (VnV-Syst) Plan 15%
- (Traditional) Module Guide and Module Interface Specification (MG and MIS) 15%
- (Drasil) Drasil code and Code Explanation Document 15%

Grade Assessment Cont'd

- (Traditional and Drasil) Final Documentation (including revised versions of previous documents, plus the source code, unit testing plan, reflection report and testing reports (System and Unit)) 40%
- Addition to Drasil infrastructure, pull request accepted (up to) 50% (Bonus)

Policy Statements

- Ideas to improve the course are welcomed
- Missed/late work please communicate in advance, or a penalty of 20 % per working day
- If there is a problem with discrimination please contact the Department Chair, or other appropriate body

Academic Dishonesty

- Academic dishonesty consists of misrepresentation by deception or by other fraudulent means
- Can result in serious consequences, e.g. the grade of zero on an assignment, loss of credit with a notation on the transcript, and/or suspension or expulsion from the university.
- It is your responsibility to understand what constitutes academic dishonesty
- Three examples of academic dishonesty
 - ▶ Plagiarism
 - ▶ Improper collaboration
 - ▶ Copying or using unauthorized aids in tests and examinations
- Academic dishonesty will not be tolerated!

Assigned Reading

As often as possible, hyperlinks are included for references in the lecture slides

- [W. Spencer Smith](#). A rational document driven design process for scientific computing software.
In Jeffrey C. Carver, Neil Chue Hong, and George Thiruvathukal, editors, *Software Engineering for Science*, chapter Section I – Examples of the Application of Traditional Software Engineering Practices to Science, pages 33–63. Taylor & Francis, 2016
- [W. Spencer Smith](#), [Lei Lai](#), and [Ridha Khedri](#).
Requirements analysis for engineering computation: A systematic approach for improving software reliability.
Reliable Computing, Special Issue on Reliable Engineering Computation, 13(1):83–107, February 2007

Assigned Reading Cont'd

- David L. Parnas and P.C. Clements. A rational design process: How and why to fake it.
IEEE Transactions on Software Engineering, 12(2): 251–257, February 1986
- Solar Water Heating System Example
- Solar Water Heating System Example SRS (Generated by Drasil)
- Simplified Solar Water Heating System Example SRS (Generated by Drasil)
- Projectile Example SRS (Generated by Drasil)

Recommended Reading Order SRS

- Goal Statement
- Instance Models
- Requirements
- Introduction
- Specific System Description