

CAS 741, CES 741 (Development of Scientific Computing Software)

Fall 2020

Implementation

Dr. Spencer Smith

Faculty of Engineering, McMaster University

November 19, 2020



Implementation

- Start recording
- Administrative details
- Questions
- Presentations
 - ▶ Liz
 - ▶ Tiago
- Final documentation
- Make
- Coding standards
- Coding advice
- Connecting code to MG and MIS
- License and copyright
- Assurance cases (if time)

Administrative Details

- When developing your code, remember that your goal is for someone else to be able to compile and run it
- Upcoming classes
 - ▶ L19 - Presentations + Implementation
 - ▶ L20 - Artifact Generation
 - ▶ L21 - Drasil Demos
 - ▶ L22 – L24 - Implementation and testing presentations

Administrative Details: Report Deadlines

MG + MIS (Traditional) Nov 23

Drasil Code and Report (Drasil) Nov 23

Final Documentation Dec 9

- The written deliverables will be graded based on the repo contents as of 11:59 pm of the due date
- If you need an extension for a written deliverable, please ask
- You should inform your primary and secondary reviewers of the extension
- Two days after each major deliverable, your GitHub issues will be due

Admin Details: Presentation Schedule

- Makeup Presentations
 - ▶ **Mon, Nov 19: Liz, Tiago**
- Drasil Project Present (20 min each)
 - ▶ Thurs, Nov 26: Andrea, Naveen, Ting-Yu
- Test or Impl. Present (15 min each)
 - ▶ Mon, Nov 30: John, Salah, Liz, Xingzhi, Leila
 - ▶ Thurs, Dec 3: Shayan, Naveen, Sid, Gaby, Seyed
 - ▶ Mon, Dec 7: Ting-Yu, Xuanming, Mohamed, Andrea, Tiago
- 4 presentations each
- If you will miss a presentation, please trade with someone else

Implementation and Testing Presentations

You can present anything related to implementation or testing

- Show off your code, or as much of it as you have completed
- Unit VnV Plan
- Test case report
- Verification/validation activities
- Demonstrate technology
 - ▶ Continuous integration
 - ▶ Valgrind
 - ▶ Doxygen for API documentation
 - ▶ Etc.
- Drasil presentations - emphasize testing
- Fine to show work in progress
- Good to ask the audience for advice, feedback
- Other ideas are likely fine

Questions?

- Questions on administrative details?
- Questions about Module Guide?
- Questions about upcoming presentation?
- Questions about MIS?
- Other questions?

Presentations

- Liz
- Tiago

Final Documentation

- Looking for
 - ▶ Revision of documentation
 - ▶ Consistency between documents
 - ▶ Traceability between documents - should be able to pick a requirement and trace it all the way to testing
 - ▶ Effort made to address issues and comments
 - ▶ Appropriate challenge level
- Make it easy to see changes from Rev 0
 - ▶ Closed issues in the issue tracker
 - ▶ Specific explanation in Revision History
 - ▶ Comments in tex file

Final Documentation

- Requirements Document revised and improved
- Design Documents revised and improved
- VnV Plan revised and improved, unit tests added
- Test Report
- Source Code

Final Project Quality

- Installability - instructions given, makefiles etc to support, means to validate the installation, required libraries are explicitly identified
- Learnability - instructions to get someone started using the software
- Robustness - can the software handle garbage inputs reasonably
- Performance - measured if appropriate
- Usability - measured if appropriate

Installability and Learnability

- You can test this
- Ask a colleague to install your software
- Run it on a virtual machine, like [VirtualBox](#)
- Use a “light weight” VM like docker
- Include installation instructions (INSTALL.txt)
- Include instructions so that someone else can run your tests cases

Consider Make for Installability, running test cases

- Tutorial on Make, with links
- Example Makefile for GlassBR

Unit VnV Plan

- Complete VnV Plan
- Scope - what modules will be verified
- Your approach for automated testing (if not already covered)
- Tools for code coverage metrics (if not already covered)
- Non-testing based verification (if planned)
- Unit test cases for each module - from black box and white box
- Performance tests for individual modules (if appropriate)
- Evidence that all modules are considered

Final Documentation: Test Report

- Completing what you proposed in your test plan
- You do not need to repeat material from your test plan - the emphasis is not on the rationale for test case selection, but on the results.
- If your test plan does not match what you are now testing, edit your test plan to “fake” a rational design process.
- If your test report is not complete, because there is not time for all of the tests, explain this in your report

Test Report Continued

- Point to specific test cases in test plan
- Summarize your test results
 - ▶ Test case name
 - ▶ Initial state
 - ▶ Input
 - ▶ Expected results
 - ▶ Whether actual output matched expected
- Summarize and explain usability tests - quantify the results
- Performance tests - quantify the results
- Stress tests
- Robustness tests
- After quantification of nonfunctional tests, explain significance of results

Test Report Continued

- In cases where there are many similar tests
 - ▶ Summarize the results
 - ▶ If the expected result is obvious, you might not need to state it
 - ▶ Give an example test case, and explain how similar tests were constructed
 - ▶ If the tests were random, describe how they were selected, and how many, but not all of the details
 - ▶ Use graphs and tables
 - ▶ You need enough information that
 - ▶ Someone could reproduce your tests
 - ▶ Your test results are convincing
 - ▶ Evidence that you have used testing to improve the quality of your project

Test Report Continued

- Summarize changes made in response to test results
- Explain your automated testing set-up (if require more detail than from the test plan)
- Provide traceability to requirements (if not in test plan)
- Provide traceability to modules (if not in test plan)
- Make sure you show test results for “bad/abnormal” input

Sample Test Report Documents

- Screenholders
- 2D Physics Based Game (Uses doxygen)
- Follow given template
- Examples are not perfect
- Examples are intended to give you ideas, not to be strictly followed
- You can modify/extend the test report template as appropriate

Final Documentation: Source Code

- Source code in src folder
- Comments on “what” not “how”
- Identifiers that are consistent, distinctive, and meaningful
- Avoidance of hard-coded constants (other than maybe 0 and 1)
- Appropriate modularization
 - ▶ Generally follow module guide
 - ▶ Show explicit traceability between MG modules and code files
- Consistent indentation
- Explicit identification of coding standards (see next slide)
- Parameters are in the same order for all functions
- Descriptive names of source code files
- Show mapping between MIS symbols and code symbols

Coding Style

- Having a coding standard is more important than which standard you use
- Examples
 - ▶ Google guides
 - ▶ Python
 - ▶ C++
 - ▶ Java
 - ▶ Mozilla Developer Network
 - ▶ NASA C Style Guide
- Your decisions on style may evolve over the project
- Important to be consistent

Doxygen

- A tool that generates documentation (say in html or tex) from the code
- Comments with special syntax are used in source files to mark information for Doxygen to use
- [Tutorial on Doxygen](#)

No License?

- Can others use your work if you do not include a license?
- [See this link for the answer](#)

Copyright

- Your work is automatically afforded protection by copyright law
 - ▶ You cannot infringe on someone else's copyright
 - ▶ Must be some creativity
- Additional protection through registration with the copyright office
- Copyright does not apply to the idea, but the expression of the idea
- Trademarks and patents cover concepts and ideas
- In work for hire, copyright belongs to employer
- You can assign your copyright to someone else or a corporation

Rights

- Owner has full and exclusive rights to control who may copy or create a derivative work
- Right to sue for copyright infringement

Licensing

- Permission to others to reproduce or distribute a work
- Licenses are distinguished by the restrictions (conditions)

Proprietary License

- Copyright holder retains all rights
- Cannot copy
- Cannot use
- Cannot modify

GNU General Public License (GPL)

- Can copy the software
- Can distribute the software
- Can charge a fee to distribute the software (which will still include the license information)
- Can make modifications
- Condition – all modifications/uses are also under GPL, source code must be available
- Lesser GPL allows to link to libraries, without automatically falling under GPL conditions

GNU Questions

- Question 1
 - ▶ You modify some Linux source files to install Linux on your embedded device
 - ▶ You write software to run on this new Linux “box”
 - ▶ What software falls under the GPL?
 - ▶ Answer
- Question 2
 - ▶ You want to distribute object code compiled by gcc, where gcc is under GPL
 - ▶ Is your object code under GPL?
 - ▶ Answer

BSD and MIT

- Removes “virus” from GPL
- Can copy, distribute, charge a fee, make modifications
- Under the condition that you keep the license intact, credit the author
- Not required to disclose source
- Use at your own risk (cannot sue)

Public Domain

- Do what you want with the code
- No conditions

Copyright and License Related Links

- [Developer's guide to copyright law](#)
- [Summary of licenses](#)
- [Main types of licenses](#)
- [Choose a license](#)
- [Another summary](#)
- [Plain English summaries](#)

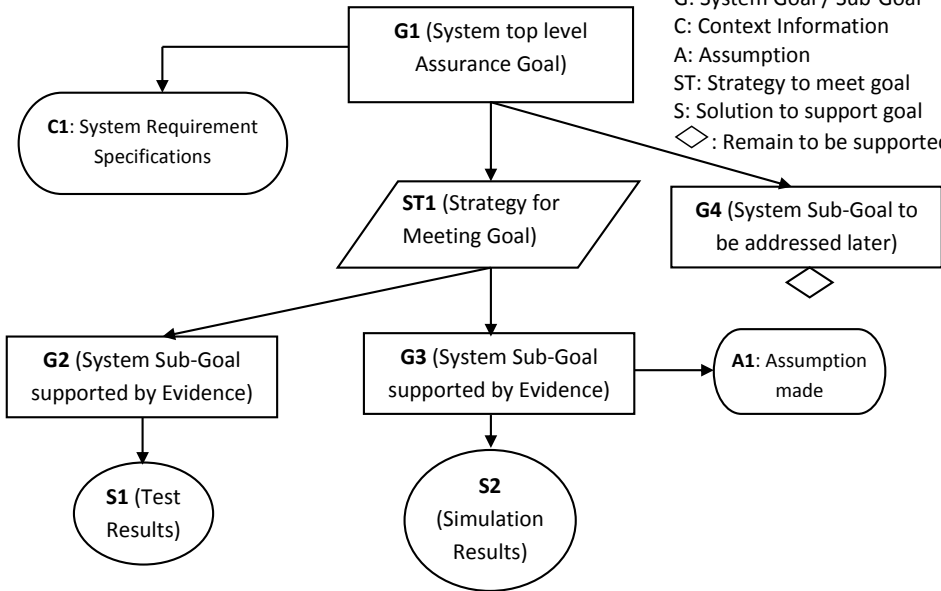
Assurance Cases in Scientific Computing [1]

- Assurance cases
 - ▶ Organized and explicit argument for correctness
 - ▶ Successfully used for safety critical systems
- Advantages for SC
 - ▶ Engaging domain experts
 - ▶ Producing necessary and relevant documentation
 - ▶ Evidence that can be verified/replicated by a third party
- Example of 3dfim+
 - ▶ No errors found
 - ▶ However
 - ▶ Documentation ambiguities
 - ▶ No warning about parametric statistical model

Assurance Cases in SC Motivation

- Do we put too much trust in the quality of SCS?
- Are enough checks and balances in place, especially for safety related software?
- Problems with imposing external requirements for certification
 - ▶ External body does not have expertise
 - ▶ SCS developers dislike documentation
- Solution – Assurance Cases by experts
 - ▶ Experts engaged
 - ▶ Relevant documentation
- Current techniques of development and testing still used, but arguments will no longer be ad hoc and incompletely documented

G: System Goal / Sub-Goal
C: Context Information
A: Assumption
ST: Strategy to meet goal
S: Solution to support goal
◇: Remain to be supported



[A] AFNI: tmp/LRtap/mdef3d_01+ori

[order: RAI=DICOM]
 x = -39.500 mm [R]
 y = 31.500 mm [P]
 z = 45.500 mm [S]

Xhairs ☒ Multi ☐ X+

Color

Gap ☒ Wrap

Index

Axial

Sagittal

Coronal

Original View

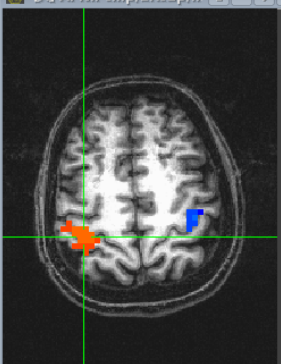
☒ AC-PC Aligned

☒ Talairach View

☒ See Markers

☒ See OverLay

[A] AFNI: tmp/LRtap/m



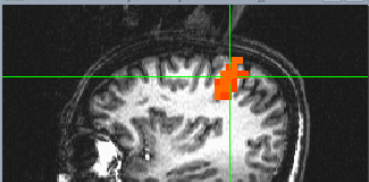
141

left=Right Float [2%-98%]

Colr
Swap
Norm

c
 b
 r
 g
 i
 9
 z
 pan
crop

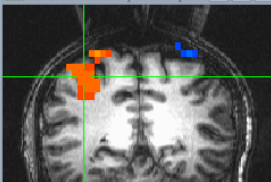
[A] AFNI: tmp/LRtap/mdef3d_01+ori



Colr
Swap
Norm

c
 b
 r
 g
 i

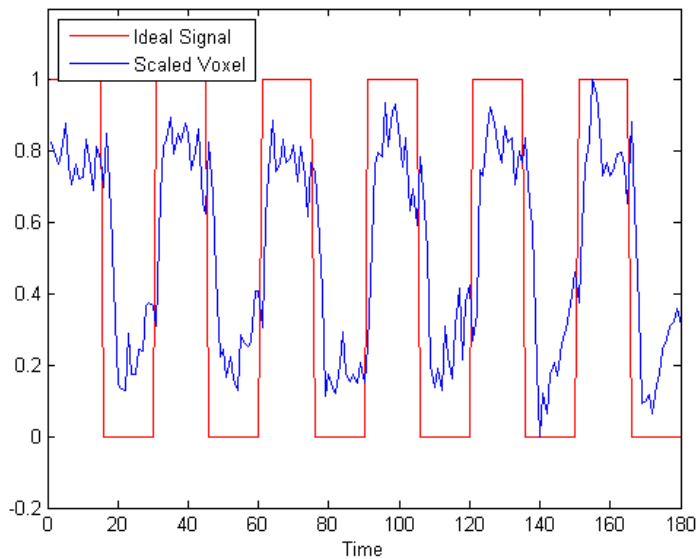
[A] AFNI: tmp/LRtap/m

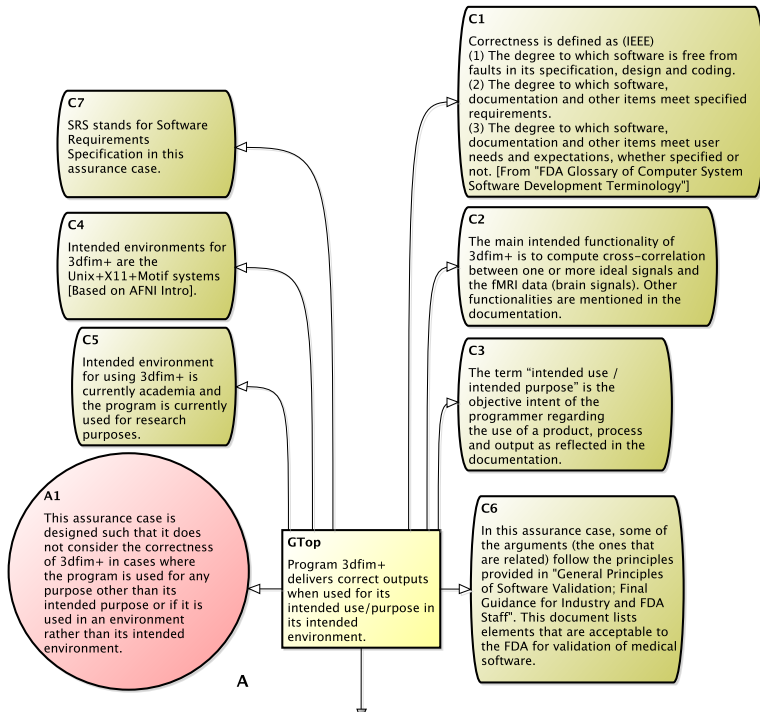


Colr
Swap
Norm

c
 b
 r
 g
 i

Scaled Voxel (23,27,22) and Ideal Signal over time





G_{Top}

Program 3dfim+ delivers correct outputs when used for its intended use/purpose in its intended environment.

S_{Top}

G can be decomposed into:

GR. 3dfim+ requirements are documented and documentation of the requirements is complete, unambiguous, correct, consistent, verifiable, modifiable and traceable.

GD. The design of 3dfim+ complies with its requirements and it is complete, unambiguous, correct, consistent, verifiable, modifiable and traceable.

GI. The implementation of 3dfim+ complies with its requirements and it is complete, unambiguous, correct, consistent, verifiable, modifiable and traceable.

GA. Inputs to 3dfim+ satisfy the defined operational assumptions.

Reasoning Proof:

Premise: GR, GD, GI and GA are true.

Conclusion: G_{Top} is valid.

J_{Top}

The major software development lifecycle steps are: Requirements, Design and Implementation with appropriate V&V activities. V&V activities will be reflected in claims regarding validation of requirements, and verification of design and implementation. If requirements are appropriate, and design and implementation are appropriate and they comply with the requirements, then 3dfim+ will have been shown to deliver correct outputs. Moreover, as meeting the input assumptions is of great importance, it is considered as a separate goal; however, the correctness, completeness and consistency of the assumptions have been shown in the GR as a part of the requirements correctness, completeness and consistency.

GR

3dfim+ requirements are documented and documentation of the requirements is complete, unambiguous, correct, consistent, verifiable, modifiable and traceable.

GD

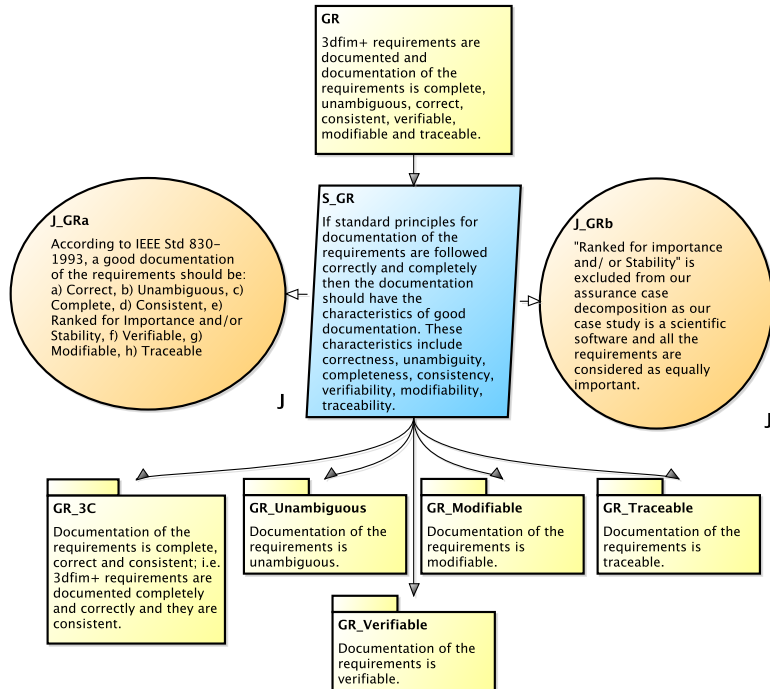
The design of 3dfim+ complies with its requirements and it is complete, unambiguous, correct, consistent, verifiable, modifiable and traceable.

GI

The implementation of 3dfim+ complies with its requirements and it is complete, unambiguous, correct, consistent, verifiable, modifiable and traceable.

GA

Inputs to 3dfim+ satisfy the defined operational assumptions.



C_ModifiableA

According to IEEE Std 830-1993, a documentation of the requirements is modifiable, if and only if, its structure and style are such that any changes to the requirements can be made easily, completely, and consistently while retaining the structure and style. Modifiability generally requires a requirement documentation to

- a) Have a coherent and easy-to-use organization with a table of contents, an index, and explicit cross-referencing.
- b) Not be redundant; the same requirement should not appear in more than one place in the documentation.
- c) Express each requirement separately, rather than intermixed with other requirements.

GR_Modifiable

Documentation of the requirements is modifiable.

Modifiable.1

The SRS has a coherent and easy-to-use organization with a table of contents, an index, and explicit cross-referencing.

S_Modifiable.1

If a standard / correct well-structured template has been followed by a competent team, then the documentation is structured and presented correctly.

Modifiable.2

There is no duplication between the requirements.

S_Modifiable.2

there is no specified approach or tool for checking duplication in a document, hence a review must be done manually by the experts/ developers.

Modifiable.3

Each requirement is expressed separately, rather than intermixed with other requirements.

S_Modifiable.3

there is no specified approach or tool for checking this matter, hence a review must be done manually by the experts/ developers.

Modifiable.1.1

A standard / correct well-structured template has been followed.

Modifiable.1.2

The template has been followed by a competent team.

Modifiable.1.3

The documentation has been reviewed by the domain experts to make sure the template has been followed correctly.

Modifiable.2.1

The documentation has been reviewed by domain expert to make sure there is no duplication between the requirements.

Modifiable.3.1

The documentation has been reviewed by domain expert to make sure each requirement is atomic.

C_ModifiableC

Atomic is, are each of the requirements measurable on their own and not obviously decomposable into a set of separate requirements

C_ModifiableB
List of the team members.

E_Modifiable.1

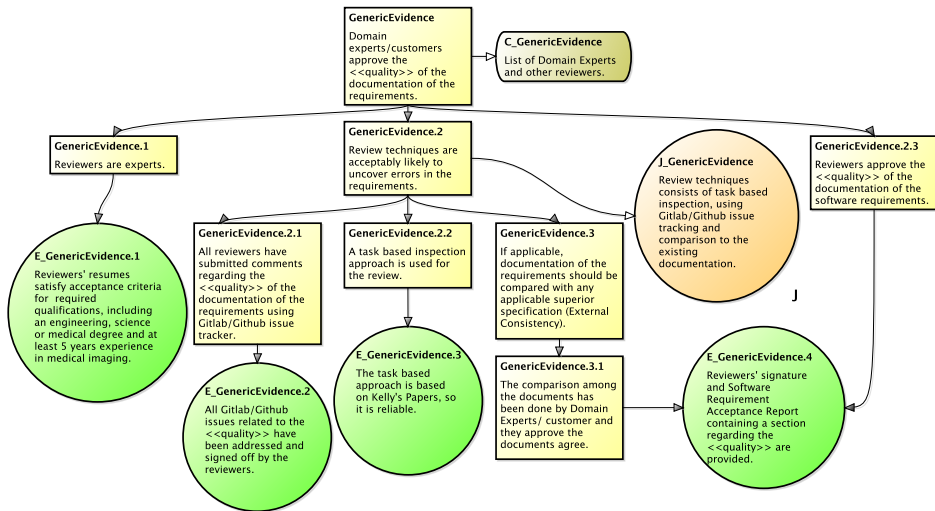
The standard template.

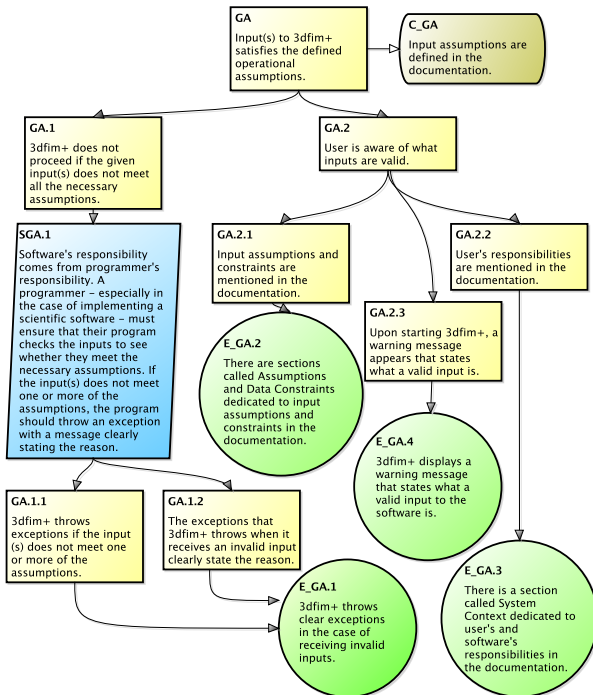
E_Modifiable.2

Team members' resumes.

GenericEvidence

Domain experts / customers approve the <<quality>> of the documentation of the requirements.





Proposed Changes to 3dfim+

- No mistakes found in calculations
- Goal of original software was not certification
- Problems found
 - ▶ GR goal not satisfied
 - ▶ Not complete, verifiable, modifiable or traceable
 - ▶ Coordinate system information missing
 - ▶ Ambiguous rank function
 - ▶ Inputs not checked in code
 - ▶ User not informed of their responsibility to use tool with correct statistical model

Concluding Remarks

- Hopefully motivated assurance cases for SC
- Quality is improved by looking at a problem from different perspectives, assurance cases provide a systematic and rigorous way to introduce a new perspective
- An assurance cases will likely use the same documentation and ideas used in CAS 741
- However, an assurance case can focus and direct efforts right from the start of the project

References I



W. Spencer Smith, Mojdeh Sayari Nejad, and Alan Wassying.

Assurance cases for scientific computing software (poster).

In ICSE 2018 Proceedings of the 40th International Conference on Software Engineering, May 2018.

2 pp.